

The ICSID Caseload— Statistics

Issue 2025 - 2



ICSID

International Centre for
Settlement of Investment Disputes
WORLD BANK GROUP

The ICSID Caseload – Statistics

(Issue 2025-2)

This issue of the *ICSID Caseload – Statistics* updates the profile of the ICSID caseload, historically (since the registration of the first case in 1972) and for the fiscal year 2025 (FY2025). It is based on cases registered or administered by ICSID as of June 30, 2025.

This report contains data on:

- the cases registered under the ICSID Convention and the Additional Facility Rules;
- the cases administered by ICSID;
- the basis of consent invoked for ICSID jurisdiction;
- the geographic distribution of ICSID cases;
- the economic sectors involved in ICSID cases;
- the outcomes of ICSID arbitration and conciliation proceedings, including information on disputes decided by arbitral tribunals, data on discontinued ICSID arbitration proceedings, and outcomes to date in annulment proceedings under the ICSID Convention; and
- the nationalities, geographic origins and gender of arbitrators, conciliators and *ad hoc* committee members appointed in ICSID cases.

The *ICSID Caseload – Statistics* is published bi-annually. ICSID welcomes comments or suggestions on the report by email at ICSIDsecretariat@worldbank.org.

The content of this publication may be reproduced for educational use only with copyright acknowledgement to the International Centre for Settlement of Investment Disputes.

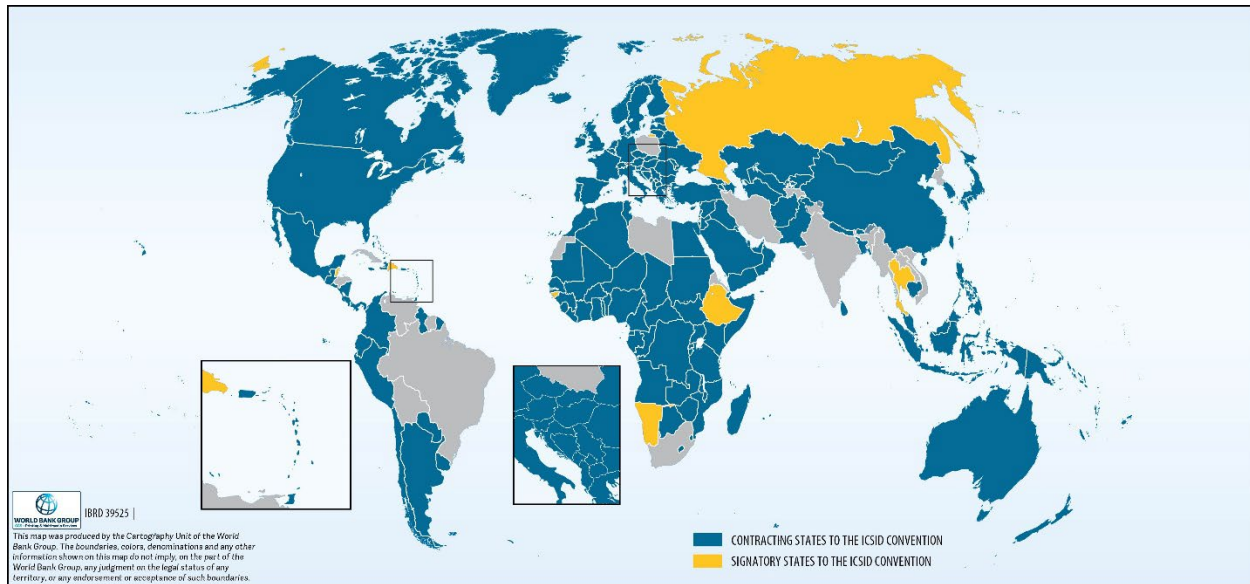
Table of Contents

- 1. ICSID Member States..... 1
- 2. Cases Registered by ICSID 1
- 3. Cases Administered by ICSID5
- 4. Basis of Consent Invoked to Establish ICSID Jurisdiction..... 7
- 5. Geographic Distribution of ICSID Cases8
- 6. Economic Sectors Involved in ICSID Cases 12
- 7. ICSID Arbitration Proceedings – Outcomes..... 13
- 8. ICSID Conciliation Proceedings – Outcomes 19
- 9. ICSID Annulment Proceedings – Outcomes 20
- 10. Appointments made to ICSID Cases 21



1. ICSID Member States

As of June 30, 2025, there were 165 Signatory and Contracting States to the ICSID Convention. ICSID had 158 Contracting States (shown below in blue) and 7 Signatory States to the ICSID Convention (shown below in yellow).



A database of ICSID Member States, including the dates of signature, ratification and entry into force of the ICSID Convention is available at <https://icsid.worldbank.org/about/member-states/database-of-member-states>.

ICSID facilities and expert services are available to Member States and their nationals, who obtain access to investment dispute settlement under the ICSID Convention and the Additional Facility. ICSID services may also be available to non-Members, as described in section 3 below.

2. Cases Registered by ICSID

As of June 30, 2025, there were 1058 arbitration and conciliation cases registered under the ICSID Convention and Additional Facility Rules.

Chart 1 shows the number of ICSID cases registered in FY2025. **Chart 2** shows a breakdown of all ICSID cases registered by applicable rules. **Chart 3** shows the total number of ICSID cases registered by calendar year. Finally, **Chart 4** shows a breakdown of ICSID cases registered by calendar year and applicable rules.

For further details on registered cases, see the online database of ICSID cases at <https://icsid.worldbank.org/cases/case-database>.

Chart 1: New ICSID Cases Registered in FY2025

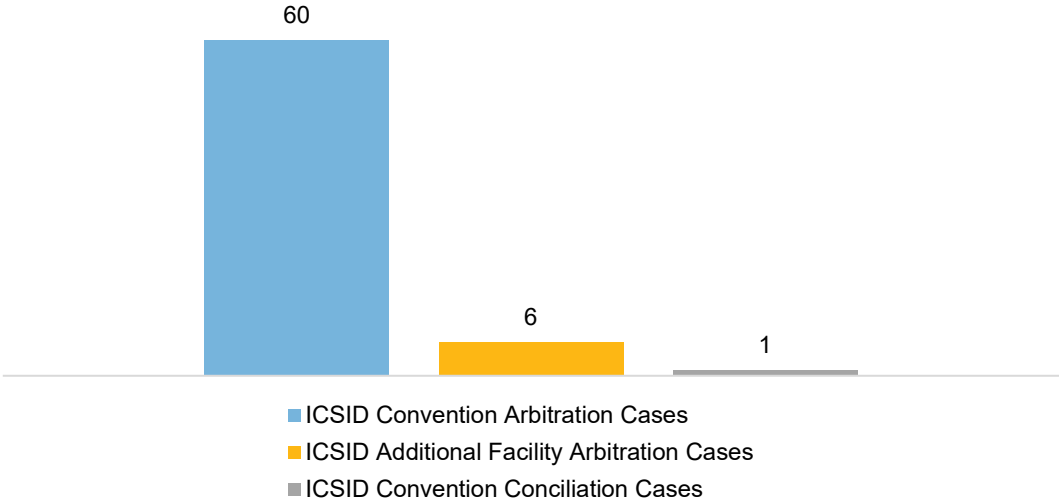


Chart 2: All ICSID Cases Registered by Applicable Rules

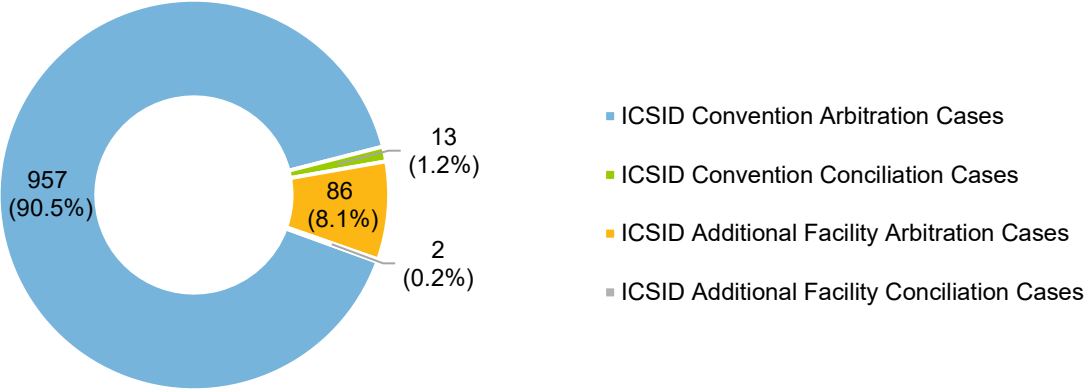
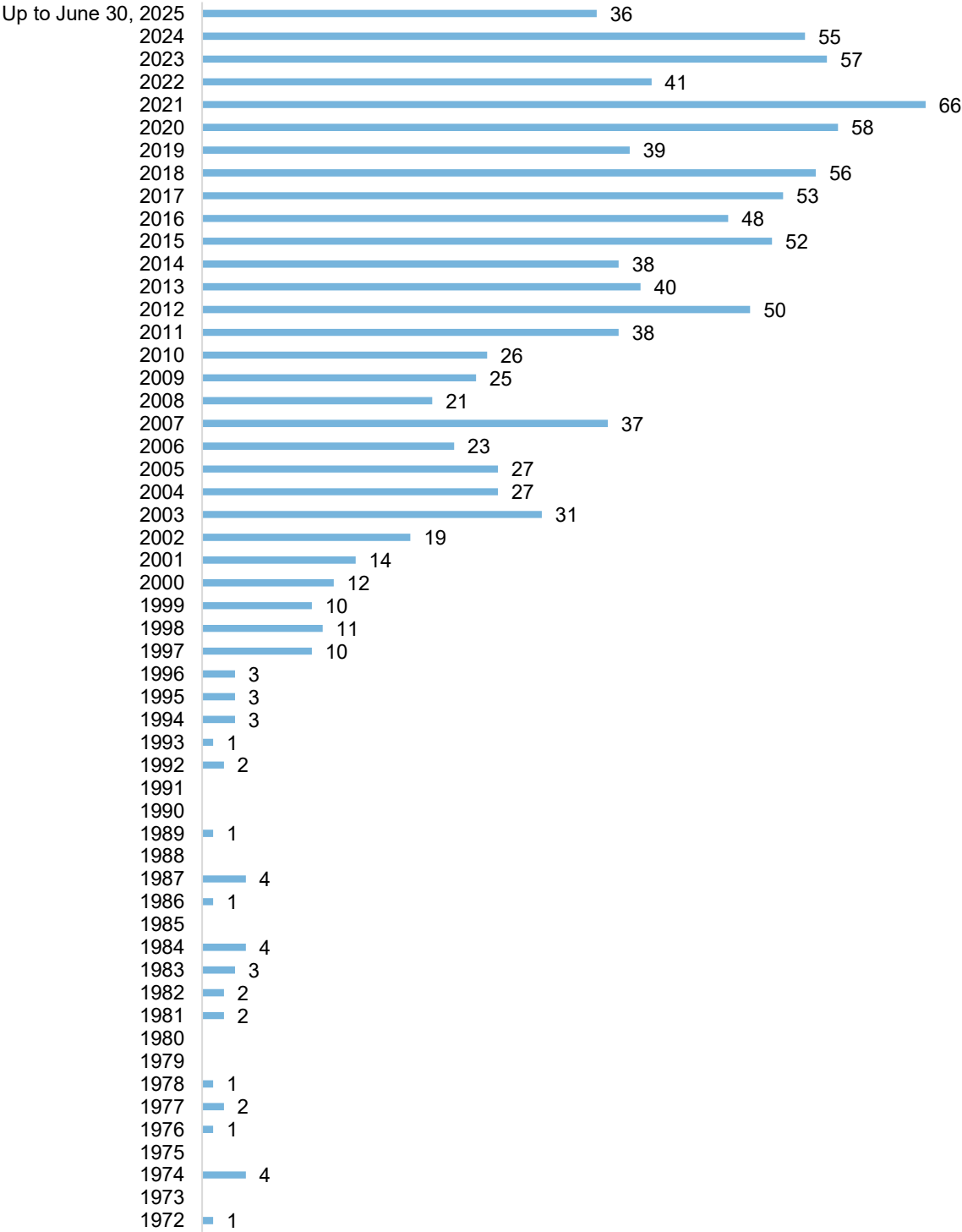
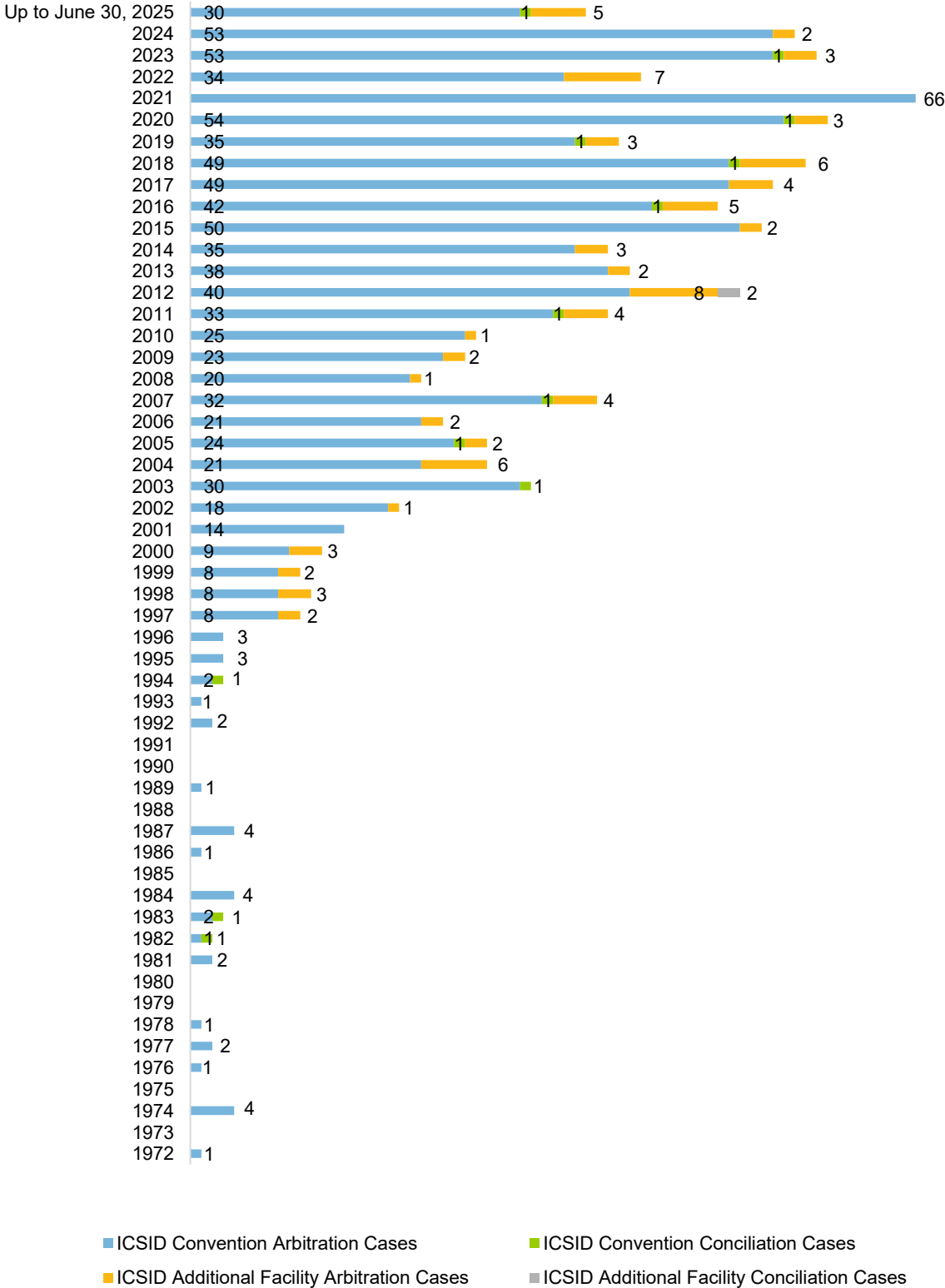


Chart 3: ICSID Cases Registered by Calendar Year



■ Cases Registered under the ICSID Convention and Additional Facility Rules

Chart 4: ICSID Cases Registered by Calendar Year and Applicable Rules



3. Cases Administered by ICSID

In addition to administering proceedings under the ICSID rules, the Centre is also available to administer proceedings conducted under other rules, such as the UNCITRAL Arbitration Rules and *ad hoc* investor-State and State-State cases.

The services provided in non-ICSID cases range from limited assistance with the organization of hearings and management of the case finances to full secretariat services in the administration of the case. The ICSID Secretary-General also serves as appointing authority and decides proposals for disqualification of arbitrators, upon request.

Chart 5 shows the number of non-ICSID cases administered by the ICSID Secretariat in FY2025. **Chart 6** shows the distribution of UNCITRAL and other non-ICSID cases administered by the Centre over the past ten fiscal years. Finally, **Chart 7** concerns the total number of cases administered by the ICSID Secretariat, under ICSID and non-ICSID rules, over the past ten fiscal years.

Chart 5: Non-ICSID Cases Administered by the ICSID Secretariat in FY2025

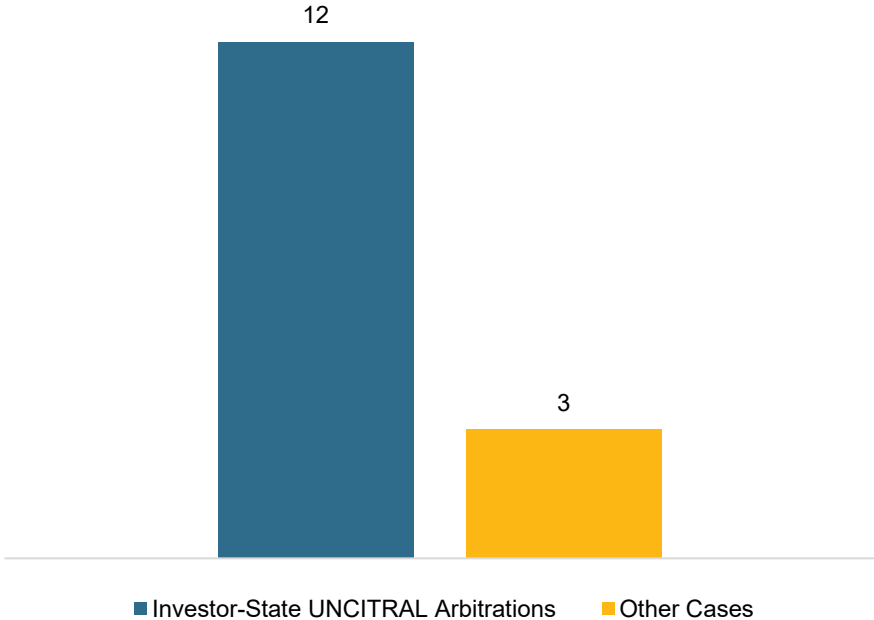


Chart 6: Non-ICSID Cases Administered over the Past Ten Fiscal Years

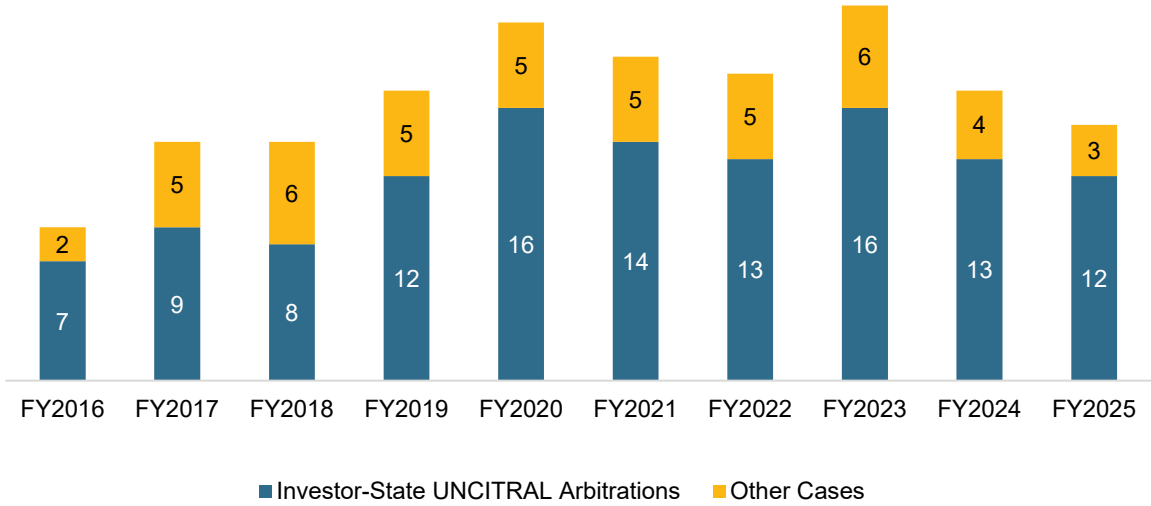
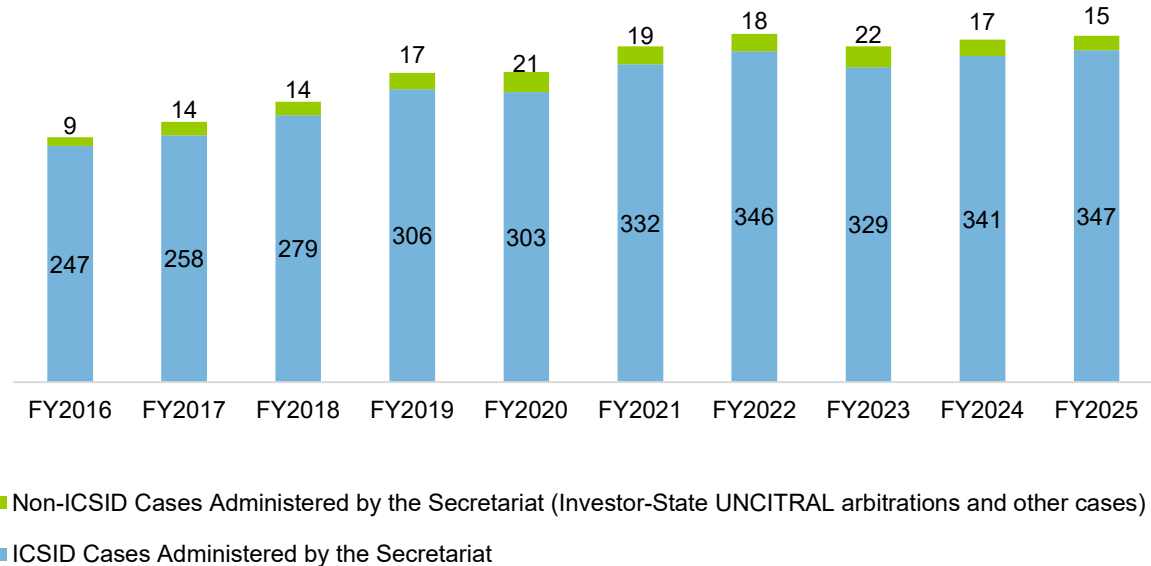


Chart 7: ICSID and Non-ICSID Cases Administered over the Past Ten Fiscal Years



4. Basis of Consent Invoked to Establish ICSID Jurisdiction

Chart 8 shows the bases of consent invoked to establish ICSID jurisdiction in cases registered under the ICSID Convention and the Additional Facility Rules in FY2025. Chart 9 provides the same information with respect to all ICSID cases.

Chart 8: Basis of Consent Invoked in ICSID Cases Registered in FY2025

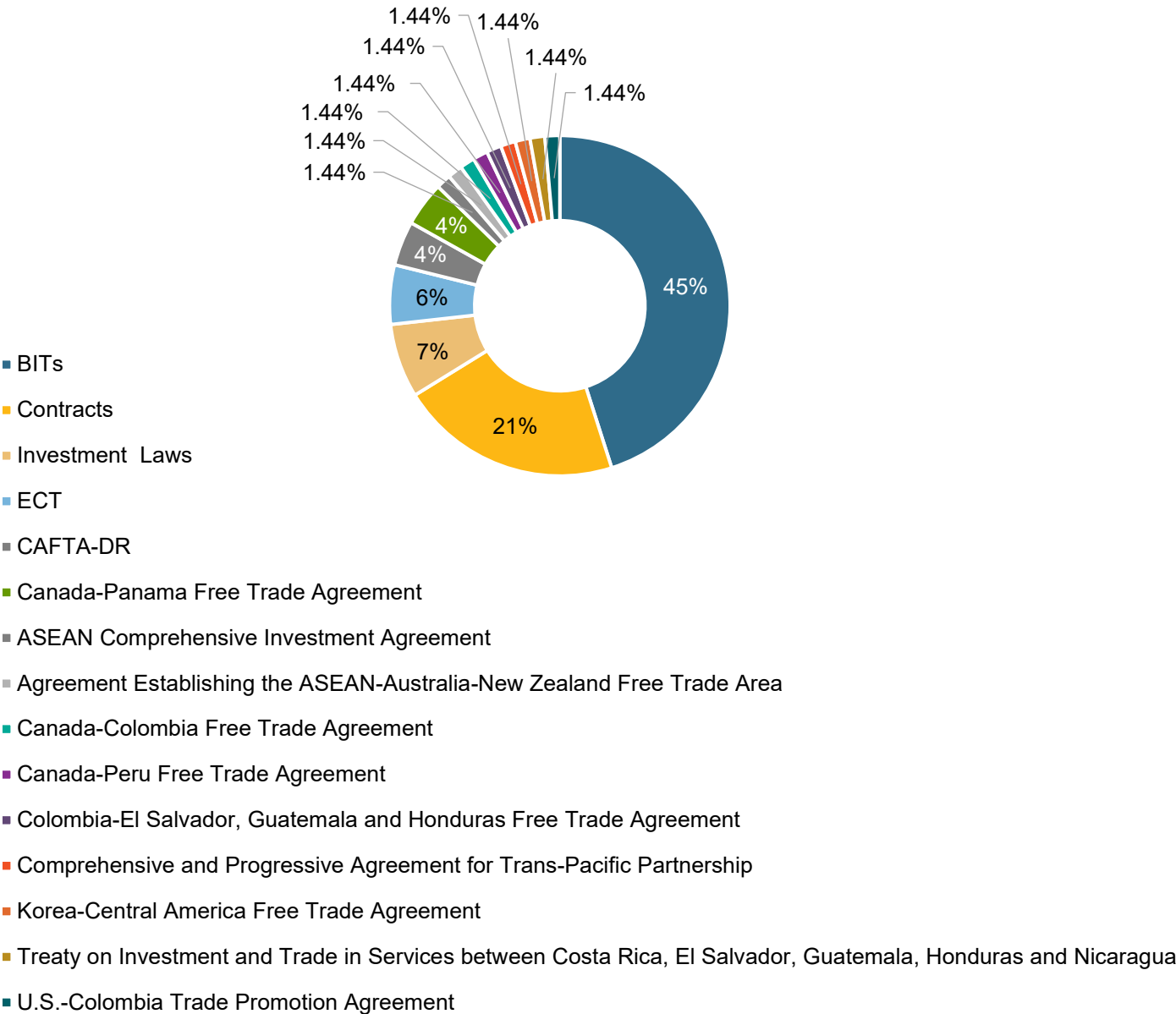
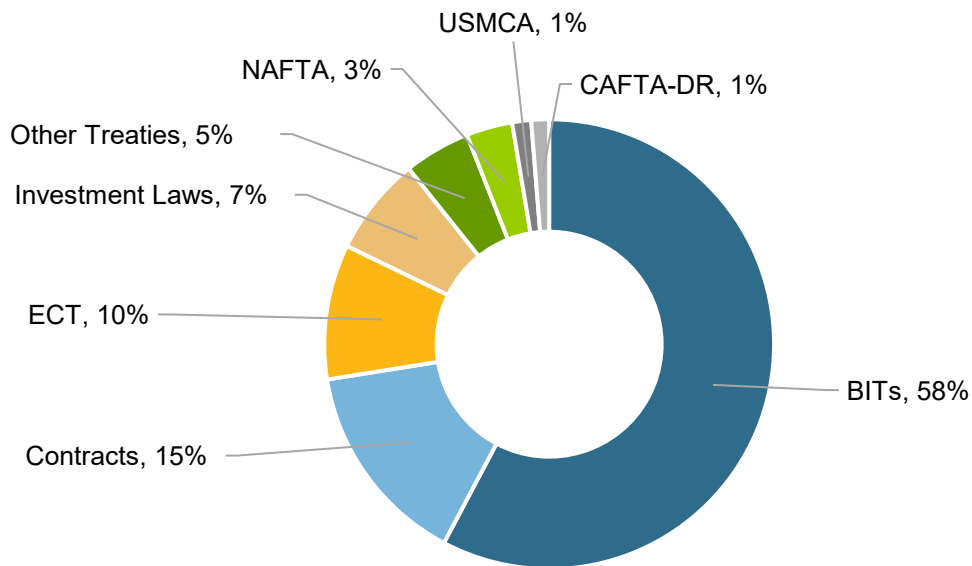


Chart 9: Basis of Consent Invoked in All ICSID Cases Registered



The categories above correspond to bilateral investment treaties (**BITs**), investment contracts between investors and host-States, the Energy Charter Treaty (**ECT**), investment laws of host-States, the North American Free Trade Agreement (**NAFTA**), the United States-Mexico-Canada Agreement (**USMCA**), and the Dominican Republic-U.S.-Central America Free Trade Agreement (**CAFTA-DR**).

The “**Other Treaties**” category includes a variety of bilateral and multilateral agreements with an ICSID dispute settlement provision.

For a complete list of instruments invoked as basis of consent to establish jurisdiction in ICSID cases, visit our website at <https://icsid.worldbank.org/cases/case-database>.

5. Geographic Distribution of ICSID Cases

Chart 10 below shows the geographic distribution,¹ by State Party involved, of cases registered under the ICSID Convention and the Additional Facility Rules in FY2025. **Chart 11** provides further details concerning the State Parties involved in ICSID Cases registered in FY2025. Finally, **Chart 12** shows the geographic distribution, by State Party involved, of all ICSID Cases registered.

¹ The classification of the geographic regions is based on the World Bank’s regional system, available at <https://www.worldbank.org/en/where-we-work>, and also includes World Bank donor countries.

Chart 10: Distribution of ICSID Cases Registered in FY2025, by State Party Involved

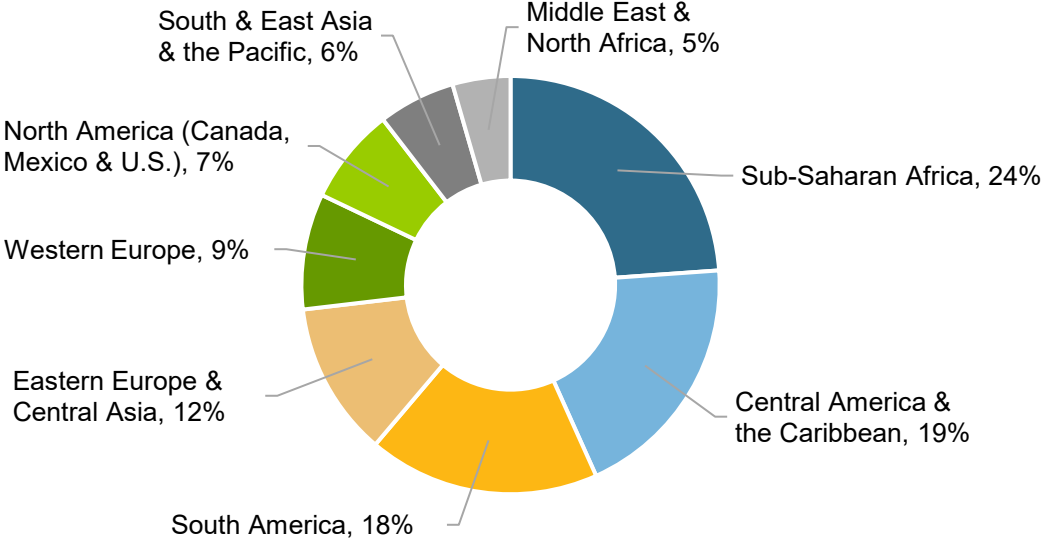


Chart 11: ICSID Cases Registered in FY2025, by State Party Involved – Further Details

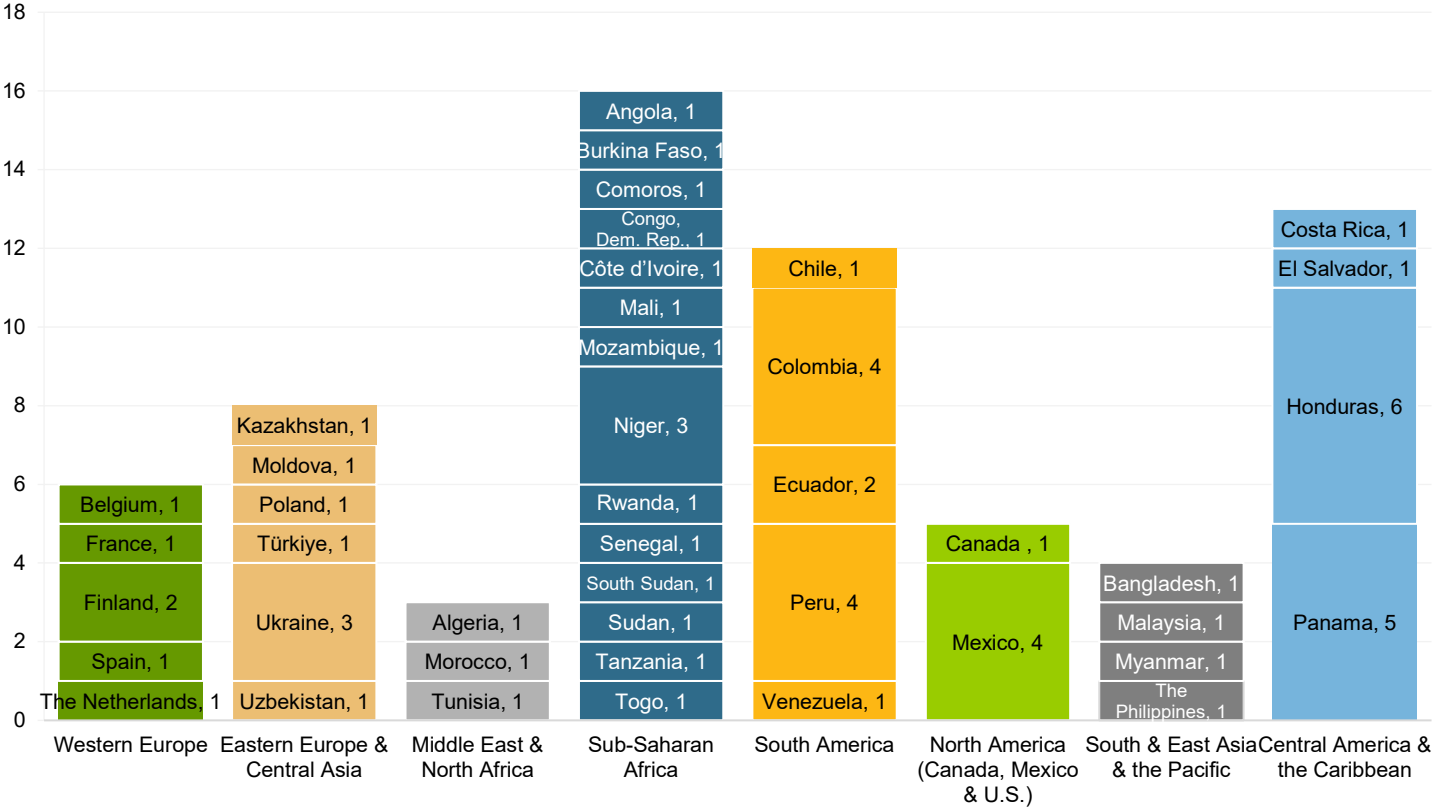
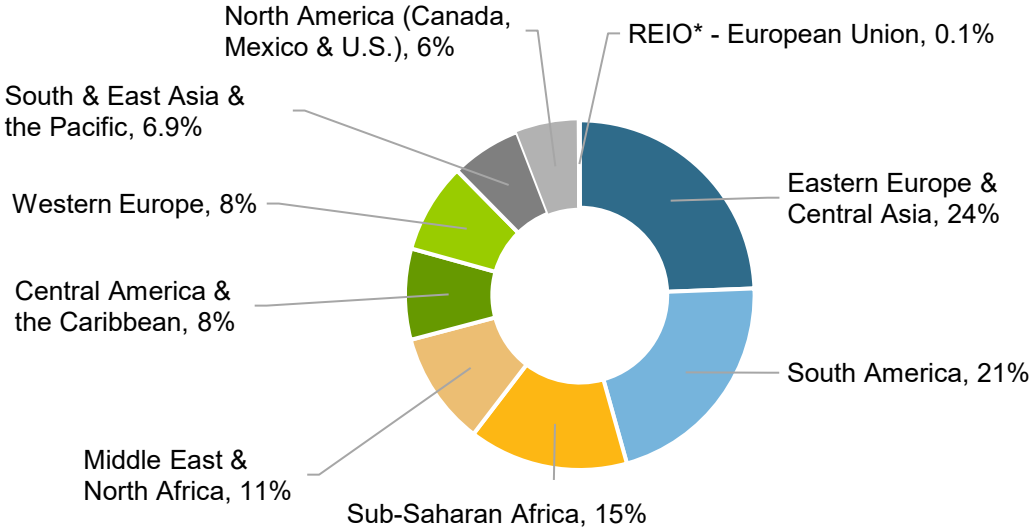


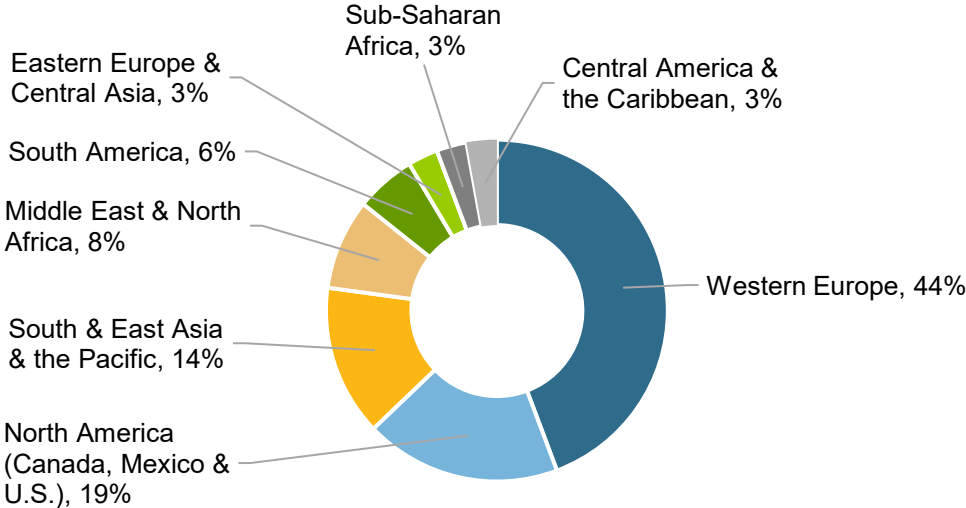
Chart 12: Distribution of All ICSID Cases Registered, by State Party or Regional Economic Integration Organization (REIO) Involved



* An REIO may be a party to a proceeding under the 2022 ICSID Additional Facility Rules and Regulations or under the 2022 ICSID Mediation Rules and Regulations

Chart 13 below shows the geographic distribution, by investor party involved, of cases registered under the ICSID Convention and the Additional Facility Rules in FY2025. It is based on the investors’ nationalities (for physical persons) and places of incorporation (for juridical persons), as reported at the time of registration.

Chart 13: Distribution of ICSID Cases Registered in FY2025, by Investor Party Involved



Twelve percent of cases registered in FY2025 involved investors from multiple geographic regions within a single case. In addition, in 14 cases (21%), at least one investor was a juridical person incorporated in the State party to the dispute, but which, due to foreign control and pursuant to an agreement between the parties, was treated as a national of another State under Article 25(2)(b) of the ICSID Convention. For such cases, **Chart 13** reflects the geographic region of the country where the foreign company exercising control is incorporated.

Chart 14 below provides further details concerning the 14 cases registered in FY2025 in which Article 25(2)(b) of the ICSID Convention was invoked.

Chart 14: Distribution of Article 25(2)(b) Cases Registered in FY2025

Respondent Region	No. of Cases	Controlling Investor Region
Sub-Saharan Africa	5	Western Europe (3); North America (1); Sub-Saharan Africa (1)
South America	4	Western Europe
Eastern Europe & Central Asia	2	North America; Western Europe
Central America & the Caribbean	1	South & East Asia & the Pacific
Middle East & North Africa	1	Western Europe
South & East Asia & the Pacific	1	South & East Asia & the Pacific
TOTAL	14	

6. Economic Sectors Involved in ICSID Cases

Chart 15 shows the distribution, by economic sector,² of cases registered under the ICSID Convention and the Additional Facility Rules in FY2025. **Chart 16** provides the same information with respect to all registered ICSID cases.

In FY2025, 43% of new cases involved the oil, gas, and mining industries. The majority of these cases concerned the mining sector (19 cases).

Chart 15: Distribution of ICSID Cases Registered in FY2025, by Economic Sector

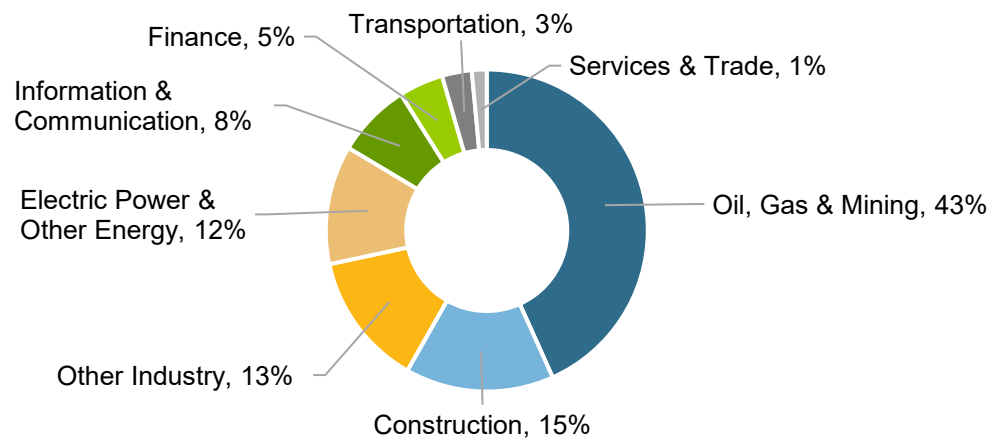
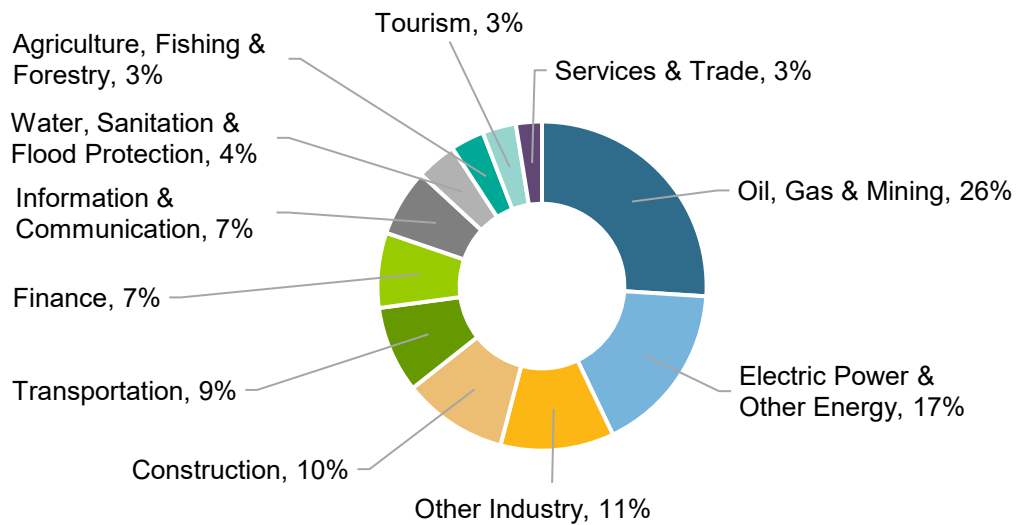


Chart 16: Distribution of All ICSID Cases Registered, by Economic Sector



² The economic sector classification is based on the World Bank's sector codes, available at <https://projects.worldbank.org/en/projects-operations/project-sector>.

7. ICSID Arbitration Proceedings – Outcomes

The following section presents a series of charts concerning the outcomes of ICSID Arbitrations concluded in FY2025, as well as cumulative data from all concluded ICSID Arbitrations. The charts include details regarding the disputes decided by tribunals and those settled or otherwise discontinued as well as the amounts of damages claimed and awarded.

Chart 17 below shows the distribution of disputes decided by tribunals and those settled or otherwise discontinued in arbitration proceedings under the ICSID Convention and the Additional Facility Rules (“**ICSID Arbitrations**”) which concluded in FY2025. **Chart 18** provides the same information with respect to all concluded ICSID Arbitrations.

Chart 17: ICSID Arbitrations Concluded in FY2025 – Outcomes

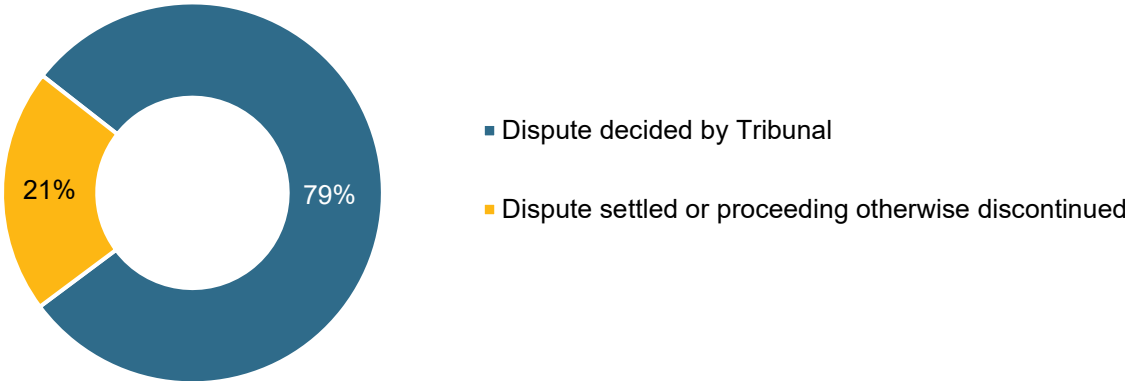


Chart 18: All Concluded ICSID Arbitrations – Outcomes

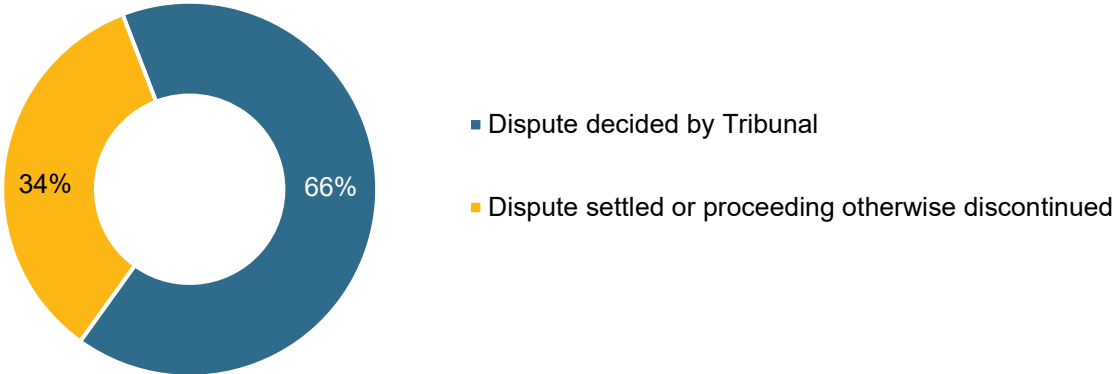


Chart 19 below provides a breakdown of ICSID Arbitrations concluded in FY2025 in which the disputes were decided by tribunals, while **Chart 20** provides the same information with respect to all concluded ICSID Arbitrations.

Chart 19: ICSID Arbitrations Concluded in FY2025 – Disputes decided by tribunals

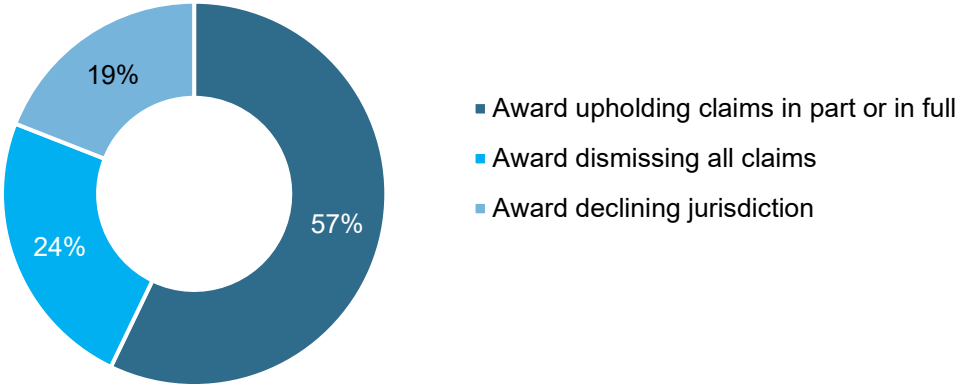
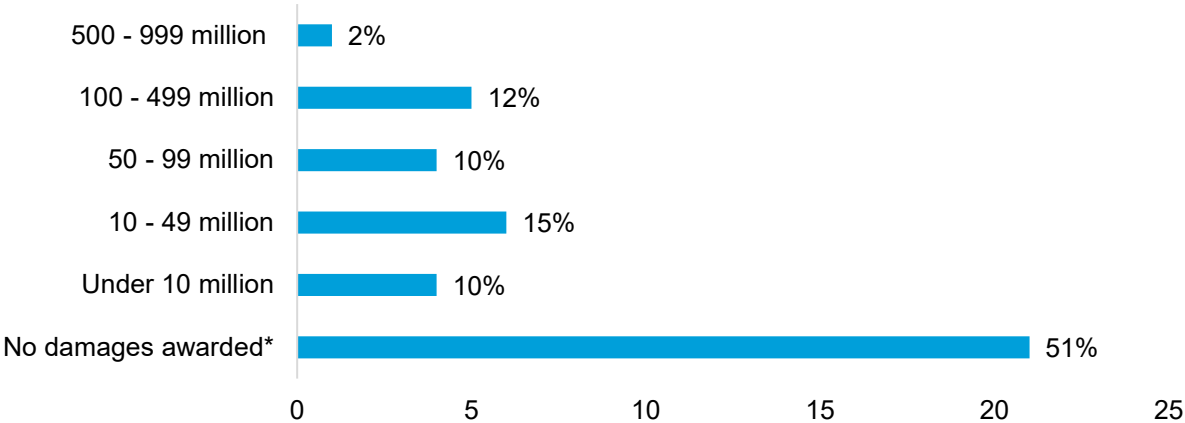


Chart 20: All Concluded ICSID Arbitrations – Disputes decided by tribunals



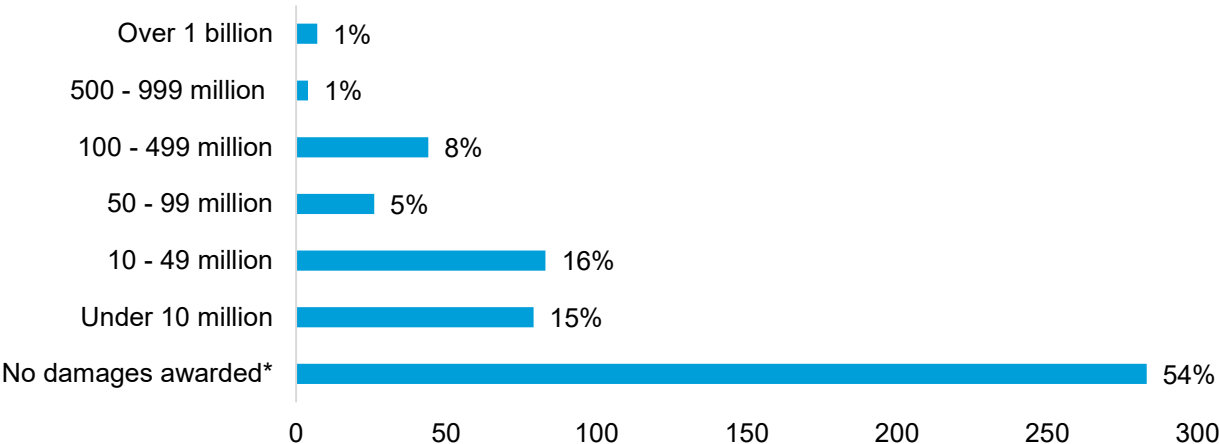
Chart 21 provides a breakdown of the amount of damages awarded in ICSID Arbitrations decided by tribunals in FY2025, while **Chart 22** provides the same information with respect to all concluded ICSID Arbitrations. These figures are based on principal amount of damages and do not include interest, costs, or non-monetary relief.

Chart 21: Damages Outcomes in ICSID Arbitrations Decided by Tribunals in FY2025 (in USD)



* This category includes cases that concluded with an award declining jurisdiction, dismissing all claims on the merits, or upholding claims on liability but awarding no damages to the investor.

Chart 22: All ICSID Arbitrations Decided by Tribunals – Damages Outcomes (in USD)



* This category includes cases that concluded with an award declining jurisdiction, deciding that the claims were manifestly without legal merit, dismissing all claims on the merits, or upholding claims on liability but awarding no damages to the investor.

Chart 23 below provides the ratio of damages awarded to damages claimed in ICSID Arbitrations decided by tribunals in FY2025 in which tribunals awarded monetary damages, while **Chart 24** provides the same information with respect to all concluded ICSID Arbitrations. These figures are based on principal amount of damages and do not include interest, costs, or non-monetary relief.

Chart 23: Ratio of Damages Awarded to Damages Claimed in ICSID Arbitrations Decided by Tribunals in FY2025 (in USD)

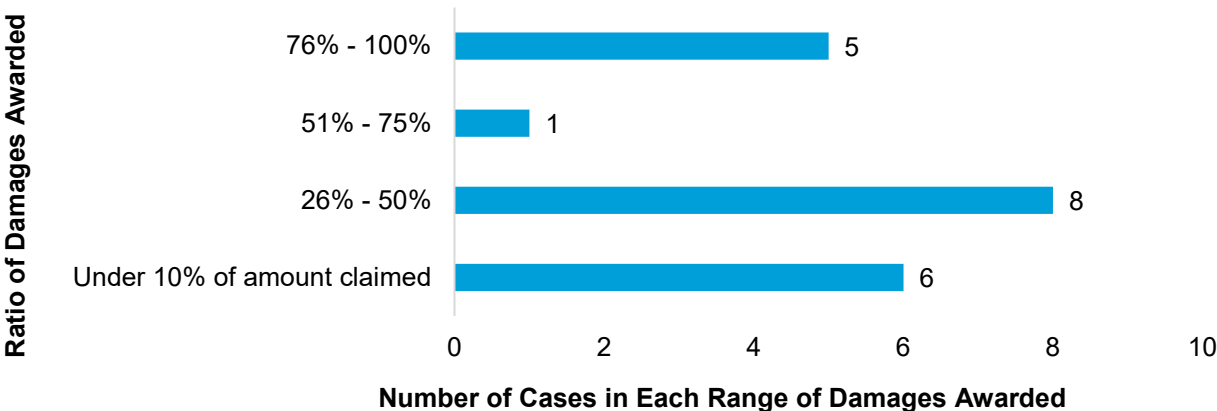
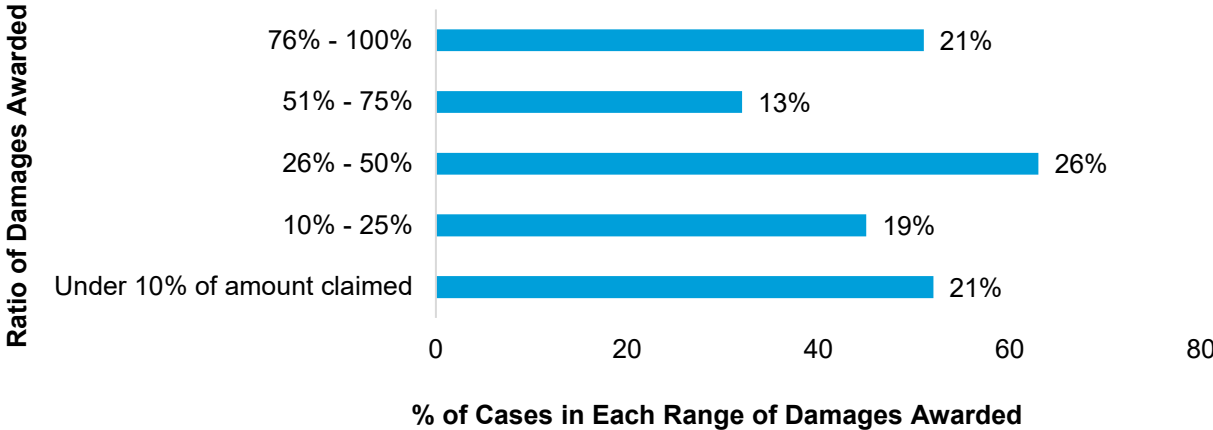
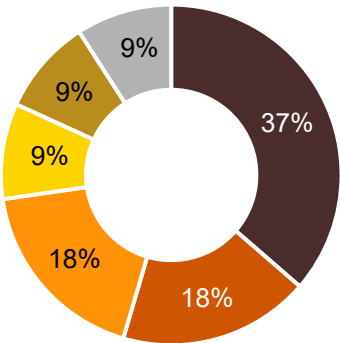


Chart 24: All ICSID Arbitrations Decided by Tribunals – Ratio of Damages Awarded to Damages Claimed (in USD)



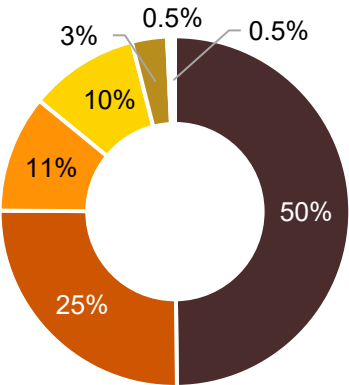
Finally, **Chart 25** below contains a breakdown of ICSID Arbitrations concluded in FY2025 in which the disputes were settled or the proceeding was otherwise discontinued, while **Chart 26** shows the same breakdown with respect to all concluded ICSID Arbitrations.

Chart 25: ICSID Arbitrations Concluded in FY2025 – Settled or Otherwise Discontinued



- Proceeding discontinued at the request of both parties
- Proceeding discontinued at the request of one party
- Settlement agreement embodied in an award at parties' request
- Proceeding discontinued for lack of payment of the required advances
- Proceeding discontinued for failure of parties to act
- Proceeding discontinued for failure to comply with an order to provide security for costs
- Proceeding discontinued at the initiative of the Tribunal

Chart 26: All Concluded ICSID Arbitrations – Settled or Otherwise Discontinued



- Proceeding discontinued at the request of both parties
- Proceeding discontinued at the request of one party
- Settlement agreement embodied in an award at parties' request
- Proceeding discontinued for lack of payment of the required advances
- Proceeding discontinued for failure of parties to act
- Proceeding discontinued at the initiative of the Tribunal
- Proceeding discontinued for failure to comply with an order to provide security for costs

The above categories correspond to the following ICSID Convention Arbitration Rules (**AR**) and ICSID Arbitration Additional Facility Rules (**AFR**):

- (1) Proceeding discontinued at the request of both parties: AR 43(1) (2006), AR 55(1) (2022), AFR 49(1) (2006), and AFR 65(1) (2022).
- (2) Proceeding discontinued at the request of one party: AR 44 (2006), AR 56 (2022), AFR 50 (2006), and AFR 66 (2022).
- (3) Proceeding discontinued for lack of payment of the required advances: ICSID Administrative & Financial Regulation 14(3)(d) (2006) and ICSID Administrative & Financial Regulation 8(2)(c) (2022).
- (4) Settlement agreement embodied in an award at parties' request: AR 43(2) (2006), AR 55(2)(a) (2022), AFR 49(2) (2006), and AFR 65(2)(b) (2022).
- (5) Proceeding discontinued for failure of parties to act: AR 45 (2006), AR 57 (2022), AFR 51 (2006), and AFR 67 (2022).
- (6) Proceeding discontinued at the initiative of the tribunal: Article 44 of the ICSID Convention.
- (7) Proceeding discontinued for failure to comply with an order to provide security for costs: AR 53(6) (2022) and AFR 63(6) (2022).

8. ICSID Conciliation Proceedings – Outcomes

Chart 27 below shows the outcomes of all conciliation proceedings concluded under the ICSID Convention and the Additional Facility Rules (“**ICSID Conciliations**”). **Chart 28** shows a breakdown of the type of commission reports issued in all concluded ICSID Conciliations.

Chart 27: All ICSID Conciliations – Outcomes

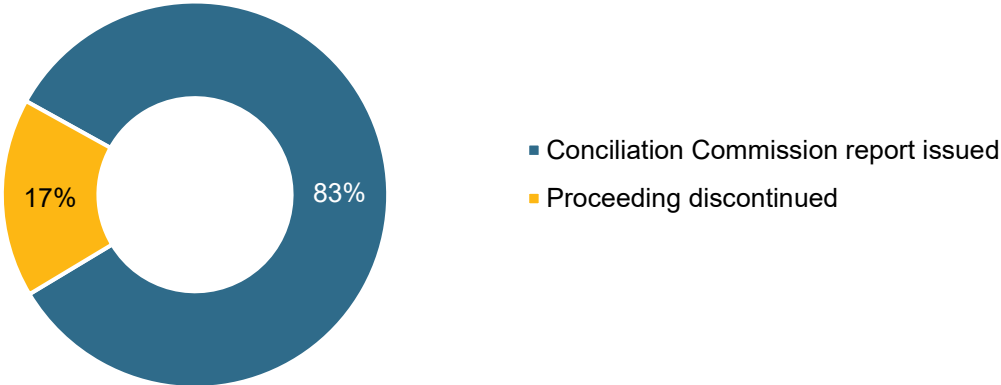
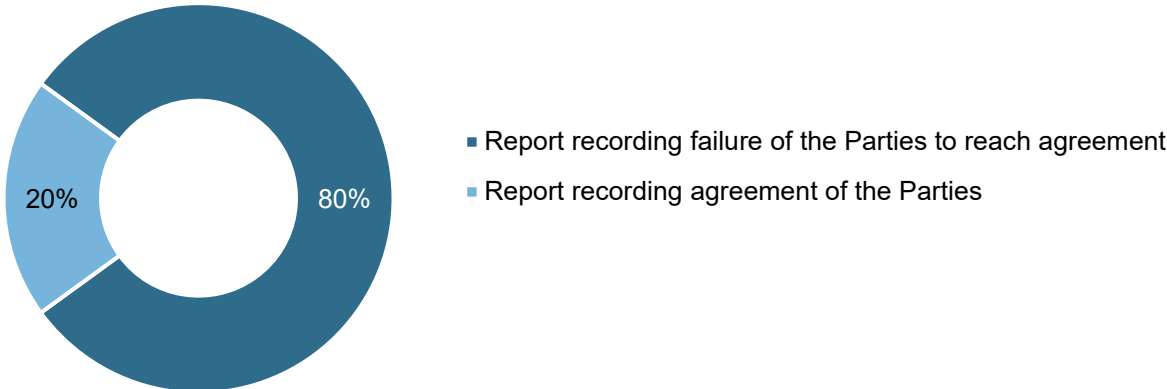


Chart 28: All ICSID Conciliations – Commission Reports



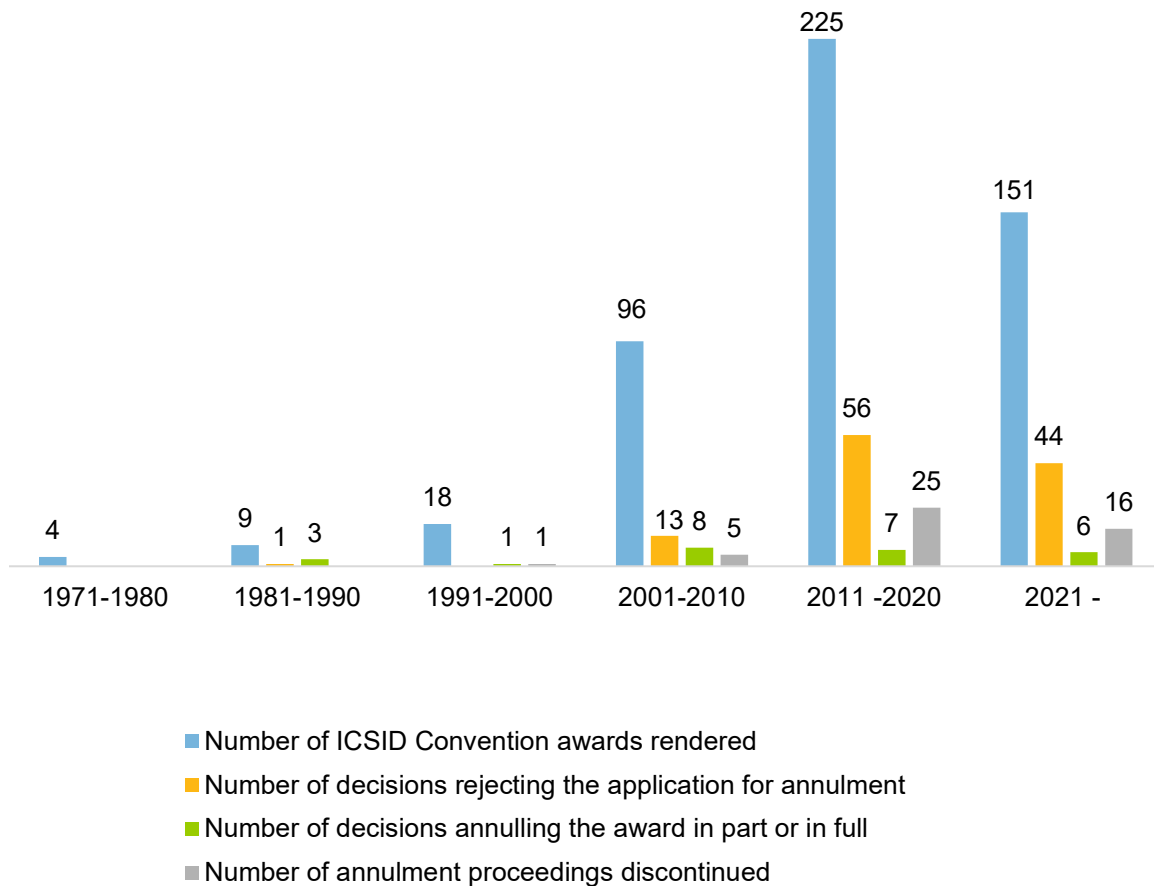
9. ICSID Annulment Proceedings – Outcomes

Annulment is an exceptional recourse provided in Article 52 of the ICSID Convention to safeguard against the violation of fundamental legal principles relating to the arbitral process conducted under the ICSID Convention.

The chart below shows the distribution of awards rendered under the ICSID Convention and the outcomes of ICSID annulment proceedings, by decade.

Since the first ICSID case was registered in 1972 until the end of FY2025, 503 awards were rendered under the ICSID Convention, 114 decisions of *ad hoc* committees rejected applications for annulment, 25 decisions of *ad hoc* committees annulled the award (17 in part and 8 in full), and 47 annulment proceedings were discontinued.

Chart 29: Awards Rendered and Outcomes in Annulment Proceedings under the ICSID Convention, by Decade



10. Appointments made to ICSID Cases

Charts 30 through 39 below provide statistical information concerning the appointments of arbitrators, conciliators and *ad hoc* committee members to cases registered under the ICSID Convention and Additional Facility Rules (“Appointments”).

The term “Appointments by ICSID” encompasses appointments made by the ICSID Secretary-General or the Chair of the Administrative Council (based on agreement of the parties or the applicable default provisions). “Appointments by the Parties” refers to appointments made by claimants, respondents, parties jointly, as well as appointments made by party-appointed arbitrators or conciliators.

Chart 30: Distribution of Appointments Made in FY2025, by Geographic Region

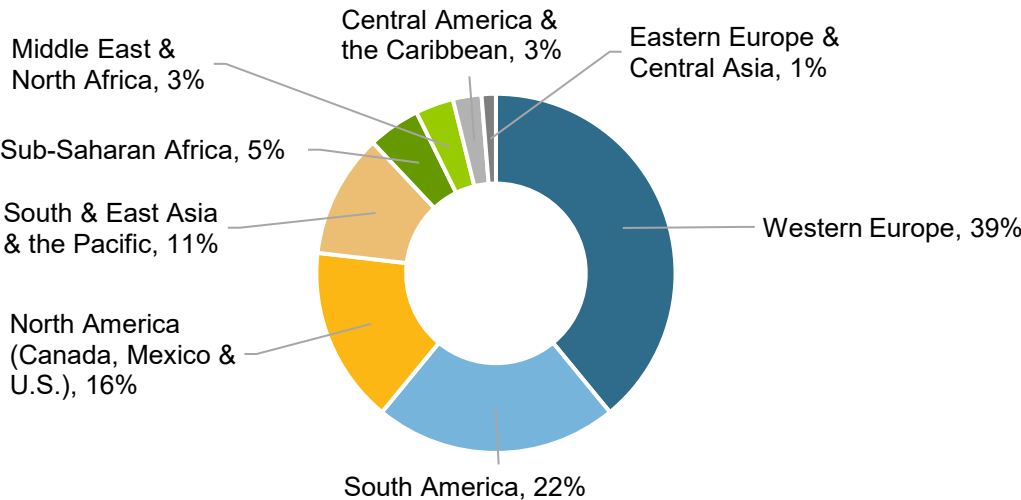


Chart 31: Distribution of All Appointments, by Geographic Region

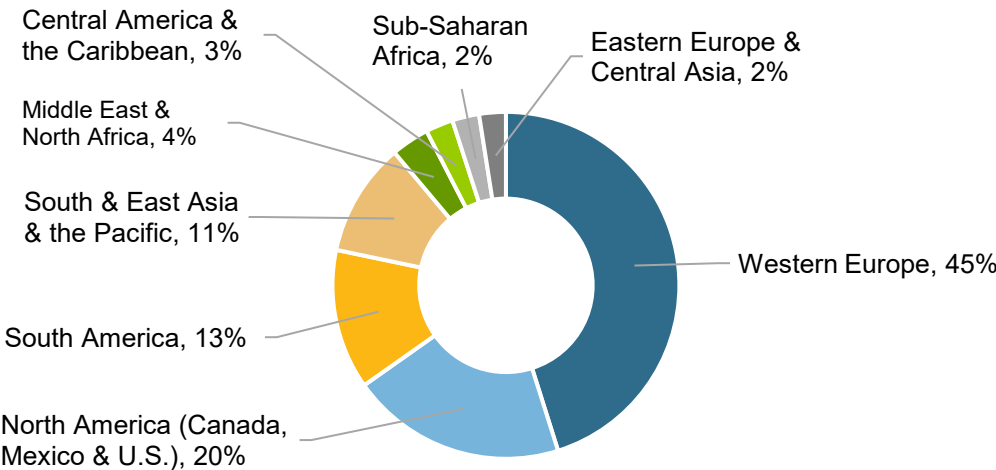


Chart 32: Appointments Made in FY2025 by ICSID and by the Parties, by Geographic Region

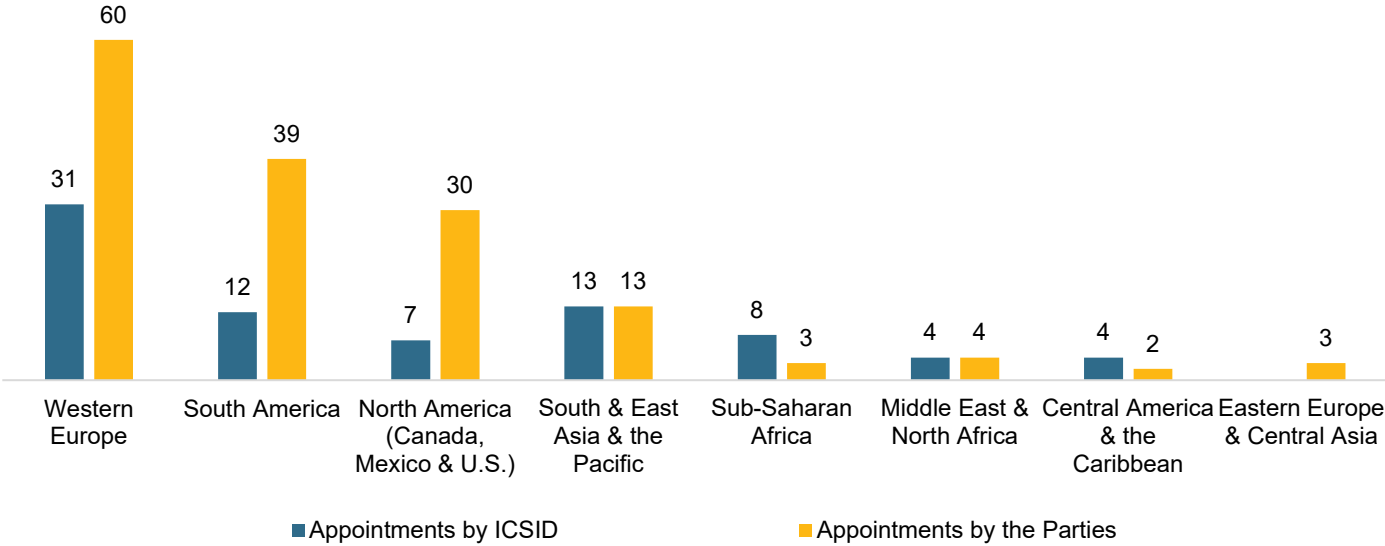


Chart 33: All Appointments Made by ICSID and by the Parties, by Geographic Region

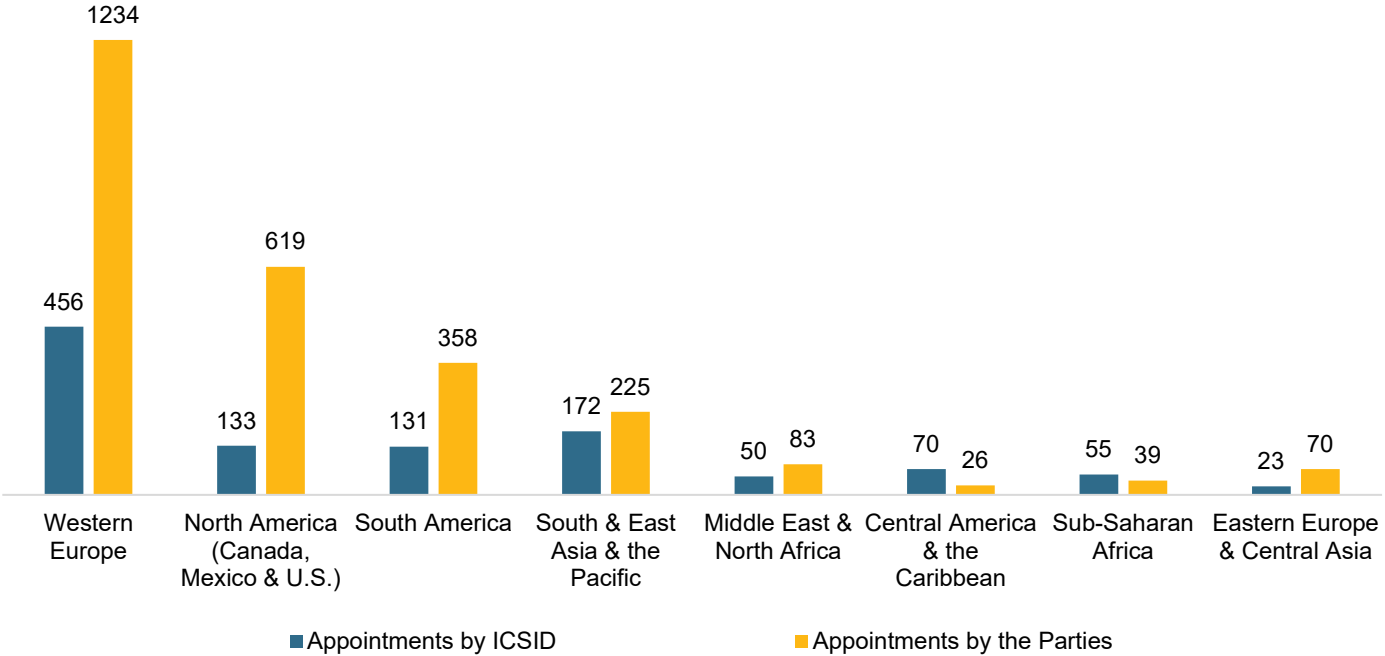


Chart 34: Nationalities of Individuals Appointed in ICSID Cases in FY2025, by Number of Appointments

Nationality(ies)	As of June 30, 2025	Nationality(ies)	As of June 30, 2025
France	17	Colombia	2
Canada	16	France / Mauritius / United Kingdom	2
United Kingdom	12	France / Panama	2
Switzerland	10	France / Uruguay	2
United States of America	9	Germany / Ireland	2
Germany	8	Germany / Mexico	2
Portugal	7	Ireland	2
Spain	7	Korea, Rep. of	2
Italy	6	Mexico / United Kingdom	2
Nigeria / United Kingdom	6	Netherlands	2
Argentina	5	New Zealand / United Kingdom	2
Argentina / Switzerland	5	Nigeria	2
Argentina / United States of America	5	Peru	2
Australia / Ireland	5	Algeria / France	1
Singapore	5	Argentina / Italy	1
Argentina / Portugal	4	Bahamas	1
Argentina / Spain	4	Bahrain / France / Sweden	1
Mexico	4	Brazil	1
Argentina / Brazil	3	Brazil / Switzerland	1
Australia / Switzerland	3	Burkina Faso / Canada	1
Canada / Ecuador	3	Chile	1
Colombia / France	3	Chile / El Salvador / Italy	1
Egypt	3	Chile / Italy	1
Finland	3	Chile / Lebanon	1
France / United States of America	3	Colombia / France / Uruguay	1
Italy / United Kingdom	3	Colombia / United States of America	1
New Zealand	3	Costa Rica	1
Paraguay	3	Croatia / United States of America	1
Australia	2	El Salvador	1
Australia / Austria	2	Finland / Israel	1
Austria	2	France / Iran	1
Belgium	2	France / Lebanon / United States of America	1
"Belgium	2	France / United Kingdom	1
Bulgaria	2	Guatemala	1
Canada / Italy	2		

Nationality(ies)	As of June 30, 2025
Ireland / New Zealand	1
Ireland / United States of America	1
Kenya	1
Pakistan	1
Peru / Switzerland	1

Nationality(ies)	As of June 30, 2025
Saint Kitts and Nevis / Venezuela	1
Sweden	1

In FY2025, individuals of 48 nationalities were represented amongst the appointments made to ICSID cases. Thirteen percent of appointments involved individuals appointed for the first time to an ICSID case. Thirty-five percent of first-time appointees in FY2025 were women and 32% involved nationals of low- or middle-income economies.

Chart 35: Nationalities of Appointees to All ICSID Cases Registered, by Number of Appointments

Nationality(ies)	As of June 30, 2025
United States of America	349
France	342
United Kingdom	301
Canada	204
Switzerland	175
Spain	163
Germany	139
Australia	123
Argentina	114
Mexico	102
Italy	96
Belgium	88
Chile	77
Netherlands	70
New Zealand	65
Colombia	64
Bulgaria	62
Singapore	52
Egypt	45
Costa Rica	44
Sweden	38
Austria	36

Nationality(ies)	As of June 30, 2025
Argentina / Spain	32
France / Sweden	32
Finland	30
France / United Kingdom	27
Canada / New Zealand	26
Brazil	23
Brazil / Switzerland	21
Korea, Rep.of	21
Pakistan	21
Portugal	21
Australia / Ireland	19
Guatemala	19
Nigeria / United Kingdom	19
Canada / United Kingdom	18
France / Iran	18
Peru	18
Argentina / United States of America	17
Germany / Ireland	17
China	15
France / Switzerland	15
Nigeria	15
Bahamas	14

Nationality(ies)	As of June 30, 2025
France / Lebanon	14
Italy / United Kingdom	14
Malaysia	14
Slovak Republic	14
Bangladesh	13
Colombia / France	13
Morocco	13
Germany / Mexico	12
Argentina / Portugal	11
Austria / Germany	11
Greece	11
Philippines	11
France / United States of America	10
Peru / Switzerland	10
Switzerland / United States of America	10
Uruguay	10
Argentina / Switzerland	9
Denmark	9
Ireland	9
Ireland / United States of America	9
New Zealand / United Kingdom	9
Paraguay	9
United Kingdom / United States of America	9
Venezuela	9
Canada / Italy	8
Somalia	8
Argentina / Brazil	7
Australia / Switzerland	7
Chile / Lebanon	7
Ecuador	7
France / Mauritius / United Kingdom	7
Senegal	7
Thailand	7
Canada / Ecuador	6
Canada / Lebanon	6
India	6
Ireland / Switzerland	6

Nationality(ies)	As of June 30, 2025
Bahrain / France / Sweden	5
Chile / El Salvador / Italy	5
France / Panama	5
Guyana	5
Kenya	5
Algeria	4
Argentina / Italy	4
Barbados	4
Colombia / Ecuador	4
Cyprus	4
France / Uruguay	4
Iran, Islamic Rep. of	4
Japan	4
Jordan	4
Latvia	4
Belgium / United States of America	3
Burundi	3
Cameroon	3
Czechia	3
Honduras	3
Israel	3
Jamaica	3
Malta / South Africa	3
Saint Kitts and Nevis / Venezuela	3
Serbia	3
South Africa	3
Togo	3
Algeria / France	2
Australia / Austria	2
Benin	2
Botswana	2
Bulgaria / United States of America	2
Canada / United States of America	2
Chile / United States of America	2
El Salvador	2
France / Mauritius	2
France / Syria	2
Gabon	2
Germany / United Kingdom	2
Ghana	2
Iran / United Kingdom	2
Lebanon	2

Nationality(ies)	As of June 30, 2025
Madagascar	2
Malawi	2
Mexico / Spain	2
Mexico / United Kingdom	2
New Zealand / United States of America	2
Pakistan / United Kingdom	2
Spain / United Kingdom	2
Australia / Germany	1
Belgium / United Kingdom	1
Bolivia	1
Burkina Faso / Canada	1
Cabo Verde	1
Canada / France / Lebanon	1
Canada / Switzerland	1
Central African Republic	1
Chile / Italy	1
Colombia / France / Uruguay	1
Colombia / United States of America	1
Congo, Rep. / France	1
Croatia	1
Croatia / United States of America	1
Cyprus / United Kingdom	1
Czechoslovakia	1
Dominica	1

Nationality(ies)	As of June 30, 2025
Dominican Republic	1
Ecuador / France / Lebanon	1
Egypt / France	1
Egypt / United States of America	1
Finland / Israel	1
France / Lebanon / United States of America	1
France / New Zealand	1
Ghana / United Kingdom	1
Greece / United States of America	1
Ireland / New Zealand	1
Israel / Switzerland	1
Luxembourg	1
Mexico / United States of America	1
Norway	1
Pakistan / United States of America	1
Romania	1
Saint Kitts and Nevis / Venezuela / United States of America	1
Slovenia	1
Sri Lanka	1
Sudan	1
Türkiye	1
Uganda / United Kingdom	1
Zambia	1

Chart 36: Appointments Made in FY2025, by Gender

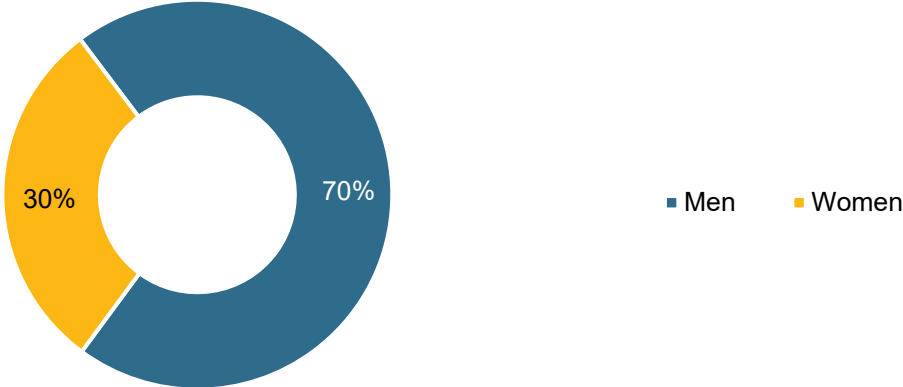


Chart 37: Appointments Made in All ICSID Cases, by Gender

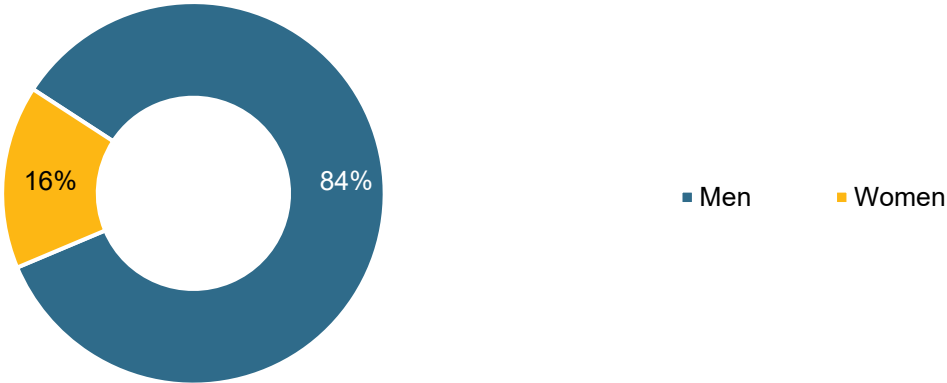


Chart 38: Appointments Made in FY2025 by ICSID and by the Parties, by Gender

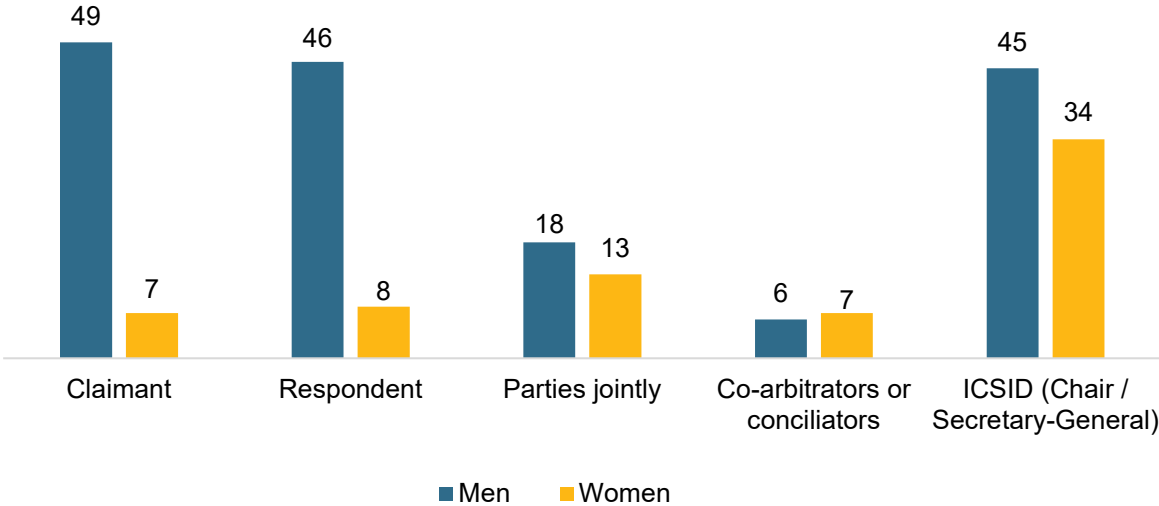
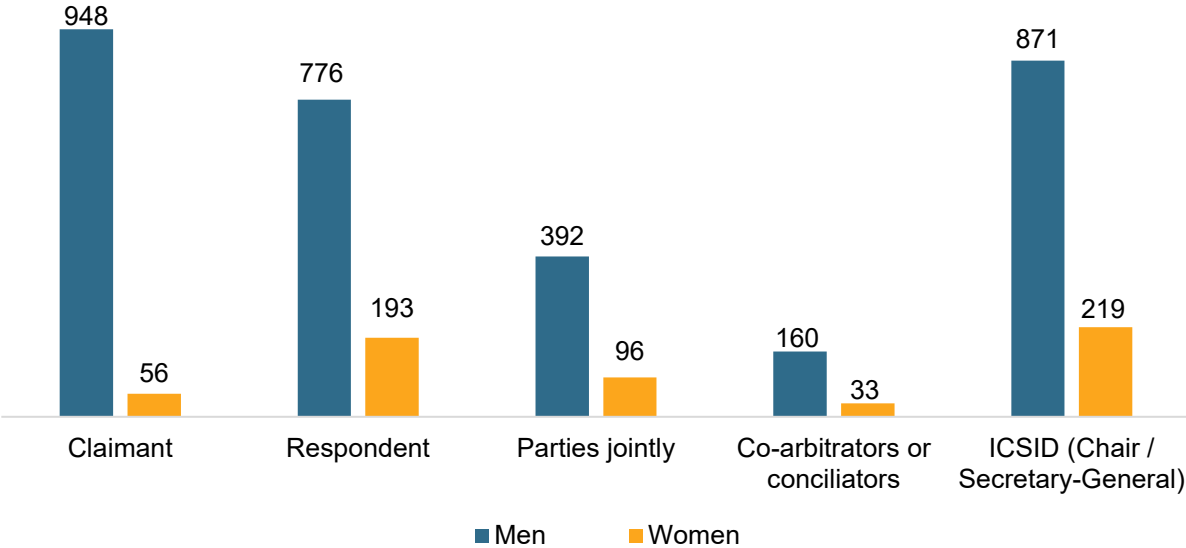



Chart 39: Appointments Made in All ICSID Cases by ICSID and by the Parties, by Gender





The International Centre for Settlement of Investment Disputes (ICSID), part of the World Bank Group, is the world's leading institution devoted to the resolution of international investment disputes. Its primary purpose is to promote foreign investment in its Member States by providing a neutral and reliable forum for dispute settlement between investors and States.

ICSID administers cases under a variety of procedures, including arbitration, conciliation, and mediation, when agreed by the parties in a dispute arising from investment contracts, treaties, or laws.

Established in 1966 under the Convention on the Settlement of Investment Disputes between States and Nationals of Other States (the ICSID Convention), ICSID offers a unique legal framework and specialized expertise that help foster favorable investment climates that are conducive to economic growth and job creation.



© 2025 International Centre for Settlement of Investment Disputes
1818 H Street, N.W.
MSN C3-300
Washington, D.C. 20433
U.S.A.

Phone +1 (202) 458-1534
Fax +1 (202) 522-2615
E-mail ICSIDsecretariat@worldbank.org
Website icsid.worldbank.org